





EFFECTIVE SECURITY
SOLUTION FOR THE
DEPOSIT AND STORAGE
OF VALUABLES



SAPPHIRE

SAFE DEPOSIT LOCKERS


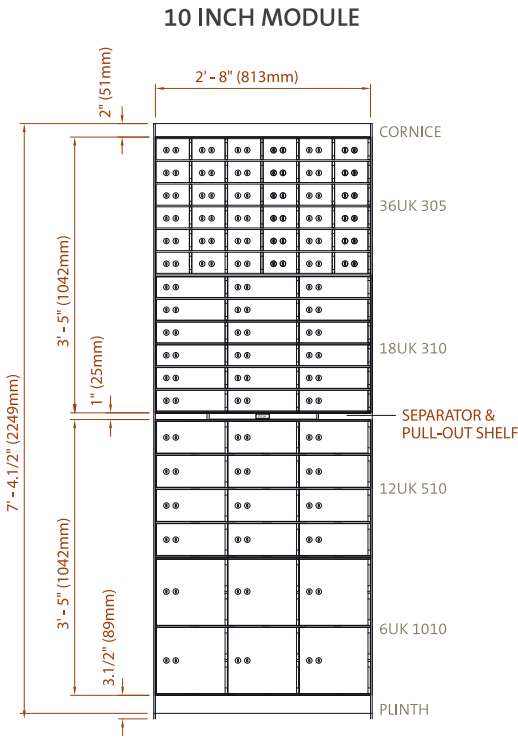


KEY FEATURES


- Installed throughout the globe in many of the world's finest financial institutions.
- Quality design and durability of the highest order. Two separate sets of locks of 10 levers each are used to operate the lockers with a unique key profile. With a vast range of variations, the possibility of 2 keys being identical is virtually impossible.
- No two Safe Deposit Locker installations are identical. Each installation is treated individually and is carefully planned to meet local requirements.
- A locker group may consist of an amalgamation of different Safe Deposit Box sizes. The number of boxes in each section is predetermined according to the size of each box.
- It must be emphasized that the standard size and section arrangement described in this brochure are not arbitrary. The use of standard units achieves cost savings and promotes a better delivery time.

SAPPHIRE


LOCKER CONFIGURATIONS



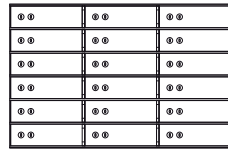
36UK 305 - 36 LOCKERS
NETT WEIGHT:183KG




30UK 405 - 30 LOCKERS
NETT WEIGHT:169KG




24UK 505 - 24 LOCKERS
NETT WEIGHT:160KG




18UK 310 - 18 LOCKERS
NETT WEIGHT:153KG



15UK 410 - 15 LOCKERS
NETT WEIGHT:134KG



12UK 510 - 12 LOCKERS
NETT WEIGHT:133KG



6UK 1010 - 6 LOCKERS
NETT WEIGHT:100KG


| EXTERNAL DIMENSIONS | | |
|---------------------|---------|-------|
| HEIGHT | 20 1/2" | 521mm |
| WIDTH | 32" | 813mm |
| DEPTH | 23 5/8" | 600mm |

DUAL CONTROL LOCKING MECHANISM



- Each locker is fitted with a dual control lock with 2 keyholes. One key is for Renter and the other for the Custodian. This ensures both Custodian and the Renter are present when any safe deposit locker is accessed.
- The Custodian's key must be first inserted and turned before the Renter's key can be used. The locking bolt may then only be withdrawn to open the door to retrieve the inner container. The Custodian will then withdraw his key as the Renter's key is only required to relock the Safe Deposit Locker.
- The Renter Key cannot be withdrawn without locking the door. For increased security, the lock on each Safe Deposit Locker should be changed each time before a new user is assigned to the safe deposit locker.

FITTING



INNER CONTAINER

All lockers are supplied with a steel inner container. These come standard with a hasp and staple to accept the renter's own padlock.

OPTIONS

ELECTRONIC LOCK

- Can be fitted to replace the key locks as an option.

Authorised dealer

www.chubbsafes.com