

# Turnstiles

For smooth and reliable entrance control



# Turnstiles



## *Entrance Control...*

In order to regulate and control the flow of people into and out of buildings, Gunnebo offers a full range of turnstile solutions. We recognise the need for different solutions, depending on the level of security and freedom of movement required.

The main goal is to regulate the flow of people in the desired direction. In secure areas, such as offices or governmental departments, each individual must be identified before entry is authorised. In sports stadia or airports, the entrance system must balance freedom of movement with tight security. In other words, varying degrees of regulation and control, depending on location.





## Entrance Management

In areas where there is a large flow of people, indoor turnstiles or speed gates provide discreet security which allows authorised individuals to pass through quickly and unhindered. Entry can be granted swiftly using a ticket, token or card.

### Product range includes:

Point-of-Sale: Girello, Pass-O-Mat, SwingGate

Entrance Gates: GlasStile

Tripod Turnstiles: SlimStile, TriStile

Speed Gates: SpeedStile

### Typical customers include:

Airports

Banks

Corporate offices

Governmental departments

Museums, galleries and other ticketed premises

Retail

Underground/train stations

Sports Arenas

## Entrance control for high security

For a higher level of security, full-height turnstiles and security revolving doors are more appropriate. Combined with electronic access control – such as a code, swipe card or biometric identification – our full-height entrances provide you with the means to keep unauthorised individuals out.

### Product range includes:

Full-Height Turnstiles: ClearSec FOS, RevoSec, RotaSec

Security Revolving Doors: AutoSec

Security Booths: HiSec

### Typical customers include:

Corporate offices

Governmental departments

Industrial sites

Sports arenas

Utilities

Power Stations

*...regulating the flow of visitors*







## Point-of-Sale



Pass-O-Mat

Designed to guide and control the flow of shoppers at retail outlets, allowing wheelchair and trolley access. Point-of-Sale includes mechanic and motorised swing gates, alarm and sensor detection systems, barriers and posts.

### Applications:

- Retail
- Public Areas
- Fitness Centres
- Leisure Centres
- Health Clubs
- Museums
- Industrial Sites
- Libraries

### Benefits:

- Cost-effective
- Disabled and Trolley Access
- Flexible Finish Options

### Main Features

- Mechanical and motorised models
- Unidirectional passage
- Stainless steel construction
- Flexible layout options
- Modular barriers and posts solutions
- Anti-panic push opening



Pass-O-Mat



Girello



Pass-O-Mat



SlimStile BA



TriStile RO



# Tripod Turnstiles

*... sleek and contemporary design*

The Tripod Turnstile is a compact, cost-effective entrance solution with low power consumption and high reliability. Choose from standard versions or custom-design a solution. Suitable for internal or external use in areas where there is a large and constant flow of people.

## Main Features

- High flow rate – 40 people per minute\*
- For internal or external use
- Bidirectional passage
- Single or double walkways
- Choice of static fixed arm or drop arm
- Emergency setting to allow for safe evacuation
- Stainless steel construction with a choice of finishes

\*Dependent upon the access control device

## Applications:

- Retail
- Leisure Facilities
- Stadia and Arenas
- Industrial Sites
- Museums
- Public Areas
- Leisure
- Education

## Benefits:


- Designed for smooth and silent operation
- Less wear and tear
- Reduced power consumption
- Compact and cost-effective entrance solutions



TriStile EL



SlimStile EV ATT



TriStile EL





GlasStile S



GlasStile RB



GlasStile RC

# Entrance Gates

... user friendly security

Entrance Gates are designed to combine smooth operation with uncompromised security. Easy to use for visitors, allowing simple entry into a building. Available in a wide range of finishes, the gates are ideal for buildings where style and design is important.

### Benefits:

- Silent operation
- Ergonomics
- Designed to reduce barrier effect
- Wide range of designs, materials and functions available
- Secure gates with smooth function and sophisticated appearance

### Main Features

- Motorised entrance gates for building interiors
- High flow rate – 35 people per minute\*
- Bidirectional passage
- Extra-wide models for disabled access
- Emergency setting to allow for safe evacuation
- Range of modern designs with choice of styles and widths

\* Dependent upon the access control device

### Applications:

- Government
- Retail
- Finance
- Telecommunications
- Banking
- Leisure
- Corporate Offices
- Education



Wide range of designs

GlasStile RC



# Speed Gates

1st Entrance Control Equipment of its kind pioneered by Gunnebo in 1998

125 years experience in designing SpeedStile lanes

4 models, 1234 ways to customise

40 Thousand SpeedStile lanes installed worldwide

90 million passages daily

Unique algorithm for fraudulent passage detection time  
5 intrusion - Tailgating - Crawling - Wrong Way - Leave Lane Time Out

High people flow: up to 40 passages per minute

Maximum reliability with 5 million MCBF (Mean Cycles Between Failure)


Speed Gates developed by Gunnebo combine elegant and sophisticated design with the best technology available and that means they are suitable for areas where aesthetics, flow capacity reliability and uncompromised security are at the heart of the project.

By integrating access control devices, Gunnebo speed gates known as SpeedStiles provide high security and high capacity in one solution that effectively prevents unauthorised passage while allowing a continuous flow of individuals. A choice of walkway widths is available to eliminate potential discriminations.

**Innovative  
entrance control  
solutions**







# Speed Gates



- Benefits**
- Slim and transparent design
  - Minimal footprint
  - User-friendly...for everyone
  - Endless customisation potential
  - Seamless security barrier
  - Length and width versatility
  - Greater user safety

The art of merging  
slimness, versatility  
and efficiency...







SpeedStile FL



SpeedStile FL


# Speed Gates



Expressive  
smartness revealed  
in every line...

## Benefits

- Slim and transparent design
- Minimal footprint
- User-friendly...for everyone
- Endless customisation potential
- Seamless security barrier
- Length and width versatility
- Greater user safety



SpeedStile FL



SpeedStile FL



SpeedStile BP BA




SpeedStile BP EV

# Speed Gates



- Benefits**
- Sleek and sophisticated design
  - Intuitive user guidance
  - Ability to integrate and interface
  - Scalable detection of movement
  - Versatile operating modes
  - Ambient lighting effect

Different dynamics work for efficient performance...



SpeedStile BP DS series



SpeedStile BP DS series





SpeedStile FP BA

# Speed Gates



SpeedStile FP DS series



Freedom of movement brought in its most secure form...

## Benefits

- Ergonomic design
- Intuitive user guidance
- Ability to integrate and interface
- Scalable physical security barrier
- Maximum flow control
- Versatile operating modes
- Endless customisation potential



SpeedStile FP EV



SpeedStile FP DS series



RevoSec



ClearSec FOS



RotaSec

# High Security Full-Height Turnstiles

Available as both internal and external solutions, Full-Height Turnstiles are designed for entrances to industrial plants, sports arenas, military sites or anywhere where you need a high degree of security without manned monitoring. The level of security can also be increased with the integration of an access control device, such as a card reader.

### Main Features

- Medium flow rate – 17 people per minute\*
- Intenal or external installation
- Optional card reader or push button entry
- Emergency setting to allow for safe evacuation
- 90° or 120° configuration
- Bidirectional passage
- Choice of rotor designs, finishes and colours

\* Dependent upon the access control device

### Benefits:

- High Degree of Security without manned monitoring
- Full height first line of defence
- Solid design and construction
- Wide range to suit different needs

*...robust and reliable construction*



High-security entrance protection



ClearSec FOS





## High Security Security Revolving Doors



AutoSec



AutoSec

*...elegant design and high security*

Providing an elegant and secure solution, Security Revolving Doors are ideal for high-profile buildings requiring high security. The rotative doors prevent tailgating and piggybacking and can be fitted with a range of detection systems to achieve the appropriate level of security.

### Main Features

- Prevent tailgating and piggybacking
- Medium flow rate – 24 people per minute\*
- Simultaneous entry and exit
- Choice of exteriors and finishes
- Internal or semi-external installation
- Optional card reader or push button entry
- Emergency setting to allow for safe evacuation

\* Dependent upon the access control device

### Applications:

- Government
- Research & Science
- Telecommunications
- Information Technology
- Banking
- Education
- Finance

### Benefits:

- Premium high security solution
- Elegant design
- Efficient flow management



Preventing  
unauthorised  
access

AutoSec





HiSec 6 SQ



HiSec 6



HiSec 9

## High Security HiSec

Security booths are installed where a medium level of security is required. They prevent piggybacking and tailgating and are ideal in environments where there needs to be a balance between the level of security and the speed of operation.

### Main Features

- Bi-directional passage
- Electronically controllable
- Choice of materials and colours
- Optional weight serial transmission

### HiSec

HiSec security booths have a two-stage authority check offering maximum protection for controlling entry and exit. Their compact design facilitates installation in areas with limited floor space. Can be fitted with a wide range of extra security options such as both bullet and burglary resistant glass as well as metal detector.

### HiSec 6 SQ

Square version of the HiSec 6, practical for fixing adjacent partitions. Hides the integration of metal detector.

### HiSec 6

Standard HiSec model with 600mm clear passage.

### HiSec 9

Wider version of the HiSec 6 with 900mm clear passage. More suitable for wheelchair access and people carrying bulky items.



HiSec 6





Turnstiles



Airport

## Pedestrian Entrance Control Range

### Turnstiles

A full range of turnstile solutions for smooth and reliable entrance control. The range includes Point of Sale, Tripod Turnstiles, Entrance Gates, Speed Gates., Full-Height Turnstiles, Security Revolving Doors and Security Booths.

### Airport

Passenger Flow Management Solutions for pre-security fast boarding, access, immigration procedure and exit flow control to secure airports and enhance the passenger experience.

### Pedestrian Transit Systems

Wide range of specialised products for mass transit applications (metro, stadia, buses, ferries), including tripod turnstiles, entrance gates and speed gates.



Metro

The Gunnebo Security Group is a global leader in security products, services and solutions with an offering covering cash handling, safes and vaults, entrance security and electronic security for banks, retail, CIT, mass transit, public & commercial buildings and industrial & high risk sites.

The Group has an annual turnover of €610 million, employs 5,600 people and has sales companies in 33 countries across EMEA, Asia-Pacific and the Americas as well as Channel Partners in over 100 additional markets.

Gunnebo - we make your world safer

[www.gunnebo.com](http://www.gunnebo.com)



**GUNNEBO**<sup>®</sup>  
For a safer world